

METAL ENCLOSURES

wall mounted & floor installation



Technical Characteristic

- Color, RAL 7035 Grey
- IP65 Protection
- Sheet Steel 1,20 mm
- Foamed in Door Gasket
- Mounting Plate in Galvanized
- Bottom Flansh(Gland) Plate
- Hidden Hinges

Wall Mounted

Code	Dimension (WxHxD)	Pack
CP 130	300 x 400 x 180	1
CP 131	400 x 500 x 200	1
CP 132	400 x 600 x 200	1
CP 133	500 x 700 x 200	1
CP 134	600 x 800 x 200	1
CP 135	600 x 1000 x 250	1



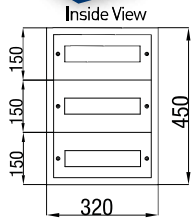
For Floor Installation

Code	Dimension (WxHxD)	Pack
CP 150	400 x 650 x 200	1
CP 151	400 x 850 x 250	1
CP 152	500 x 650 x 250	1
CP 153	500 x 850 x 250	1
CP 154	500 x 1000 x 300	1
CP 155	600 x 800 x 300	1
CP 156	600 x 1000 x 300	1
CP 157	600 x 1200 x 300	1
CP 158	600 x 1500 x 400	1
CP 159	600 x 1800 x 500	1
CP 160	600 x 2000 x 500	1
CP 161	700 x 1000 x 300	1
CP 162	700 x 1200 x 400	1
CP 163	700 x 1500 x 400	1
CP 164	700 x 1800 x 500	1
CP 165	700 x 2000 x 500	1
CP 166	800 x 1000 x 300	1
CP 167	800 x 1200 x 400	1
CP 168	800 x 1500 x 400	1
CP 169	800 x 1800 x 500	1
CP 170	800 x 2000 x 500	1



METAL ENCLOSURES

surface & flush mounting

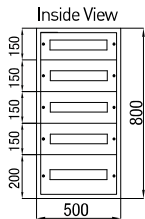


CPR 801



Surface Mounted

Code	Dimension (WxHxD)	Description	Pack
CPR 800	320x300x150	24M (2x12)	1
CPR 801	320x450x150	36M (3x12)	1
CPR 802	320x600x175	48M (4x12)	1
CPR 803	400x600x175	60M (5x12)	1

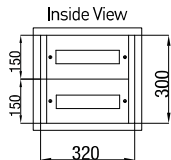


CPR 804



Surface Mounted

Code	Dimension (WxHxD)	Description	Pack
CPR 804	500x800x175	100M (5x20)	1
CPR 805	500x950x175	120M (6x20)	1
CPR 806	750x800x200	150M (10x15) Double Doors	1
CPR 807	750x1000x200	180M (12x15) Double Doors	1

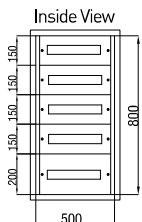


CPR 820



Flush Mounted

Code	Dimension (WxHxD)	Description	Pack
CPR 820	320x300x140	24M (2x12)	1
CPR 821	320x450x140	36M (3x12)	1
CPR 822	320x600x140	48M (4x12)	1
CPR 823	400x600x140	60M (5x12)	1



CPR 824



Flush Mounted

Code	Dimension (WxHxD)	Description	Pack
CPR 824	500x800x140	100M (5x20)	1
CPR 825	500x950x165	120M (6x20)	1
CPR 826	750x800x165	150M (10x15) Double Doors	1
CPR 827	750x1000x165	180M (12x15) Double Doors	1

Complementary Items

Code	Dimension (WxHxD)	Description	Pack
CPR 8012 B	145x273x5	12M Blank Cover	1
CPR 8015 B	145x273x9	15M Blank Cover	1
CPR 8012 D	455x150x50	12M DIN Rail Frame	1
CPR 8015 D	455x150x10	15M DIN Rail Frame	1