
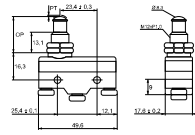

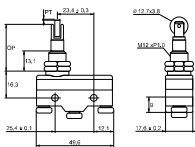

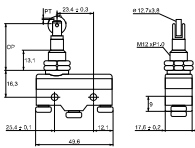
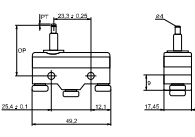

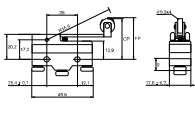
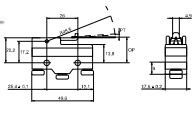


SGZ Series Micro switches

SGZ Micro switch	Contour	Power of starting(g)	Power of release(g)	Switching position	General movement	Rated current	Reference
		350g	114g	0.4mm	5.8mm	15A-active 5A-inductive	SGZ-CM1307
		350g	114g	0.4mm	5.8mm	15A-active 5A-inductive	SGZ-CM1309
		350g	114g	0.4mm	5.8mm	15A-active 5A-inductive	SGZ-CM1308
		350g	114g	0.4mm	95°	15A-active 5A-inductive	SGZ-CM1305
		150g	22g	7.1mm	95°	15A-active 5A-inductive	SGZ-CM1703
		10g	3g	20mm	50mm	15A-active 5A-inductive	SGZ-CM1705

SGZ Series Micro switches

1.Characteristics

Description	Reference
Operation speed	0.1mm-1m/s
Operating frequency	Mechanical: 240 operations/minute Electrical: 20 operations/minute
Contact resistance	15mΩ max. (initial value)
Insulation resistance	100mΩ min. (at 500VDC)
Dielectric strength	1000VAC, 50/60 Hz for 1 minute between terminals of the same polarity
	1500VAC, 50/60 Hz for 1 minute between current-carrying and noncurrent-carrying metal parts
	1500VAC, 50/60 Hz for 1 minute between each terminal and ground
Vibration	10-55Hz, 1.5mm double amplitude
Shock	Mechanical durable: 1, 000m/Sec ² (about 100G'S)
	Malfunction: 300m/Sec ² (about 30G'S)
Ambient temperature	General purpose type: -25°C to +80°C (With no icing)
	Sealed type: -15°C to +80°C (With no icing)
Humidity	General purpose type: 85% RH max., Sealed type: 95% RH max.
Life	Mechanical: 20,000,000 operations above
	Electrical: 500,000 operations above
Weight	About 22g to 58g

2.Ratings

Rated voltage	Noninductive Load (A)				Inductive Load (A)				Inrush Current	
	Resistance Load		Lamp Load		Inductive Load		Motor Load			
	NC	NO	NC	NO	NC	NO	NO	NC	NC	NO
125VAC	15		3	1.5	15		5	2	30	15
250VAC	15		2.5	1.25	15		3	1	max	max
500VAC	3		1.5	0.75	2.5		1.5	0.8	/	/
8VDC	15		3	1.5	15		5	2.5	/	/
14VDC	15		3	1.5	15		5	2.5	/	/
30VDC	6(2)		3	1.5	2.5		5	2.5	/	/
125VDC	0.4		0.4	0.4	/		0.05	0.05	/	/
250VDC	0.2		0.2	0.2	/		0.03	0.03	/	/

3.Features

- Various of actuators, action position is adjustable (such as CM1701)
- High switch on and off capacity (15A)
- High accuracy
- Wide range of operation speed
- Each type of CM series has solder terminal, screw terminal and tab terminal are selective
- Add A for solder terminal, add C for tab terminal, blank for screw terminal